

Axiom European Banks Equity – Share Class NC EUR(v)

Sub-fund of the Luxembourg SICAV : Axiom Lux


NAV & Monthly perf.

2383.1
6.38%

Assets Under Management

€ 180M

SRI¹



SFDR²



Asset manager

Axiom Alternative Investments

Legal structure

Luxembourg SICAV : Axiom Lux

Strategy inception date⁴

25/03/2014

Sub-fund inception date⁴

Absorption the 11/01/2019

Share class inception date

02/03/2021

ISIN Code

LU2249462875

Minimum subscription

1share

Share class currency

EUR

Management fees

1%

Subscription fees

0% (2% max.)

Redemption fees

0% (2% max.)

Performance fee

20% (if perf. > index)

Type of share

Accumulation

Valuation frequency

Daily

Cut-off and settlement day

before 12.00 PM / 3 business days

Main risks

Risk related to the use of financial futures instruments (IFT), equity risk, liquidity risk (for more information please refer to the Fund's prospectus)

Investment objectives³

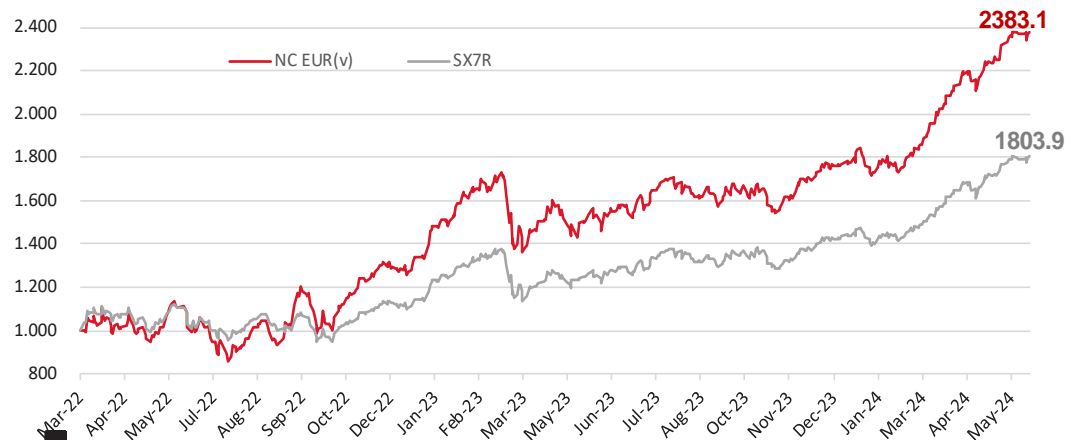
The objective of this Fund is to achieve, over a minimum 5-year investment horizon, a return (net of management fees) similar to or greater than that of its benchmark (Stoxx Europe 600 Banks Net Return⁵). The Fund is actively managed and references the Stoxx Europe 600 Banks Net Return⁵ (the "Benchmark") for comparative purposes only.

Historical performance (EUR)⁴

	Annual ⁶ performances					
	2018	2019	2020	2021	2022	2023
AEBE - NC EUR(v)	n/a	n/a	n/a	n/a	30.40%	32.82%
Benchmark	n/a	n/a	n/a	n/a	1.06%	26.46%

	Annualised performances ⁶			Cumulated performances ⁶					
	3 years	5 years	Since inception	1 month	YTD	1 year	3 years	5 years	Since inception
AEBE - NC EUR(v)	n/a	n/a	47.68%	6.38%	34.41%	62.93%	n/a	n/a	138.31%
Benchmark	n/a	n/a	30.33%	5.23%	25.27%	47.98%	n/a	n/a	80.39%

Net of fees performance since inception (base 1000)⁴



Key metrics

Number of positions	29	1 year Beta	1.20
1 year Sharpe ratio	3.46	1 year volatility	17.70%
1 year Information ratio	3.02	3 years volatility	n/a
3 years Information ratio	n/a	Correlation to the SX7R since inception	0.96

Past performance is not indicative of future results

Internal source from Axiom AI | Risk and reward profile represents the annual historical volatility of the sub-fund over a 5-year period. Historical data such as that used to calculate the synthetic indicator may not be a reliable indication of the Fund's future risk profile. The risk category associated with the Fund is not guaranteed and may change over time. The lowest risk category does not mean "risk free". The capital initially invested is not guaranteed | ² Refer to page 3 of the document | ³ There is no guarantee that the investment objective will be achieved or that there will be a return on investment | ⁴ Fund created as a FCP under French law on 25/03/2014 before being absorbed by the SICAV Axiom Lux under Luxembourg law on 11/01/2019 | ⁵ More information about the index : <https://www.stoxx.com/index-details?symbol=SX7R> | ⁶ Net of fees performances



Monthly commentary

Management team



ANTONIO ROMAN



DAVID BENAMOU

Risk assets rallied in May as US treasuries recouped some of their April losses. US growth and inflation surprised to the downside, while the opposite is true in Europe. The SX7R returned +5.23% vs. +3.31% for the SXXR.

Central banks have turned slightly more hawkish following a series of disappointing inflation prints. In the US, annualized core PCE and core services PCE are still trending above 3%. In Europe, there was an upside surprise in negotiated wages driven by Germany bonus payments. May core HICP rose to 2.9%, with the services component reaching 4.1%. Overall, though wages are moderating, there is little evidence that inflation is reverting to 2%.

Moving to European financials, M&A continued to hit the headlines. ABN announced the acquisition of Hauck Aufhauser Lampe, a mid market private bank in Germany. There were rumors of talks between EFG and Julius Baer. After shareholder approvals, the two UK deals (Virgin - Nationwide and Coopbank - Coventry) have advanced to the next stage and are expected to complete in late 2024 or early 2025. Unicredit is said to be looking at a potential acquisition of FiBank in Romania. In an interview with Bloomberg, Emmanuel Macron indicated that he was supportive of cross-border banking M&A, even if it involved a French target.

On the regulatory front, the EU CMDI (Crisis Management and Deposit Insurance) package seems to be making progress. The proposal extends the resolution toolkit to smaller banks, introduces a single-tier depositors preference, and clarifies the interaction between deposit guarantee schemes and the single resolution fund. In the US, the initial Basel 3 Endgames proposals have been significantly watered down, with the total increase in required capital levels now estimated at ~10% vs. ~20% initially. ECB governor Villeroy de Galhau urged the EU to push back the implementation of the new market risk regulations to make sure EU banks won't be at a disadvantage versus their US counterparts.

In other news, the Italian factoring specialist BFF has been subject to a dividend and bonus ban following a Bank of Italy investigation, which showed that the bank did not correctly apply the Definition of Default regulations.

These examples do not constitute an investment recommendation

Internal source from Axiom AI ¹ Single name derivatives included



Portfolio Management and Research team



David
BENAMOU
Managing Partner
Chief Investment
Officer



Jérôme
LEGRAS
Managing Partner
Research director



Antonio
ROMAN
Partner
Portfolio Manager



Adrian
PATURLE
Managing Partner
Portfolio manager



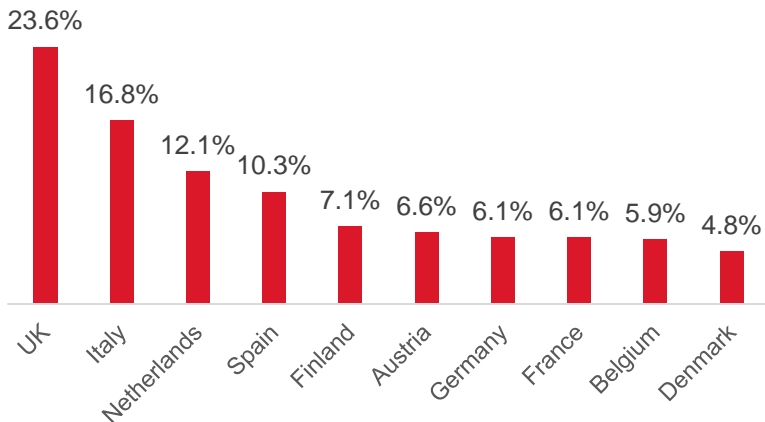
Paul
GAGEY
Portfolio Manager



Laura
RAMIREZ
ESG Analyst

Portfolio breakdown (in % of Net Assets)

Top 10 country¹



Top 5 holdings¹

Issuer	%
HSBC	9.5%
NORDEA BANK ABP	7.1%
KBC GROUP NV	5.9%
DANSKE BANK A/S	4.8%
BARCLAYS PLC	4.8%

ESG main indicators

■ Axiom European Banks Equity

■ Investment Universe

Key metrics

	AXIOM EUROPEAN BANKS EQUITY		Universe	
	Average	Issuer coverage	Average	Issuer coverage
ACRS	43%	24	41%	57
°C	2.7	24	2.8	58
ESG	59	27	54	204

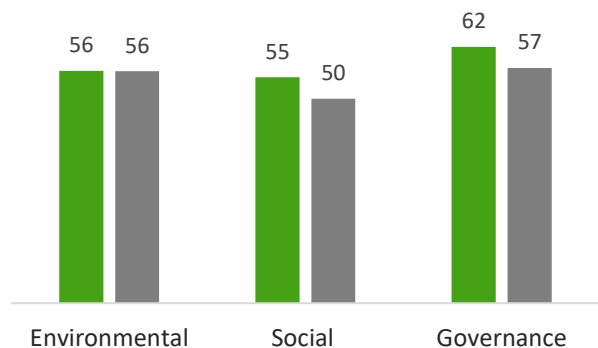
The ACRS, implied temperature (°C) and ESG scores represent 96%, 96% and 96% of the fund's assets respectively (index & derivatives excluded).

Top 5 holding by ACRS

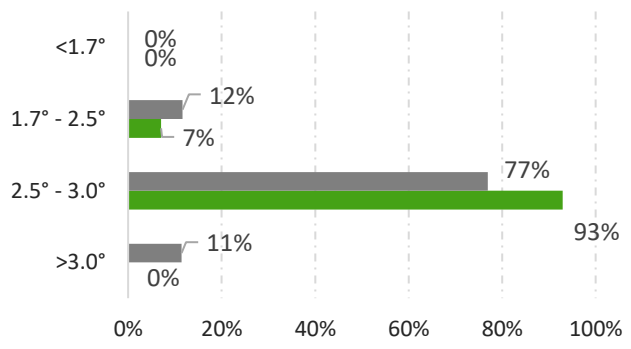
Issuers	CNTY	ACRS	°C	ESG
COMMERZBANK AG	DE	53%	2.7	54
STANDARD CHARTERED PLC	GB	51%	2.9	46
BBVA	ES	50%	2.7	84
ERSTE GROUP BANK AG	AT	49%	2.5	41
NORDEA BANK ABP	FI	49%	2.4	66

These examples do not constitute an investment recommendation.

ESG by pillars



Breakdown by Implied Temperature Rise (ITR)²



These percentages have been reweighted to 100%.

Internal source Axiom AI | ¹ Single names derivatives included. ² ITR (Implied Temperature Rise): Also known as 2° alignment metric, is a forward-looking measure that attempts to estimate a global temperature associated with the greenhouse gas emissions of entities in a portfolio or investment strategy.

Glossary

Volatility: the volatility of a security or fund indicates how much the price of that security or fund may vary, up or down, from its average price, over a given period of time.

Sharpe ratio: measures the difference in profitability of a portfolio of financial assets (e.g. equities) compared to the rate of return of a risk-free investment (i.e. the risk premium, positive or negative), divided by an indicator of risk, the standard deviation of the profitability of this portfolio, i.e. its volatility. The higher the standard deviation, the greater the risk-adjusted outperformance of the asset.

Information ratio: measures the excess return relative to a benchmark divided by the volatility of those excess return.

Correlation: the correlation between two financial assets, or more generally between two random variables, is the strength of the link between these two variables. The closer the coefficient is to the extremes, the more the variables are correlated, i.e. linearly dependent on each other.

Beta: compares an asset's movements against its benchmark market, which helps determine its risk level relative to other benchmark assets.

Main risks

Risk of loss of capital: the sub-funds do not offer any protection or guarantee. As a result, investors may not be able to fully recover their initial investment.

Operational risk: the risk of losses resulting from inadequate or failed internal processes, people, systems or external events. The occurrence of these risks may cause the net asset value of the fund to fall

Currency risk: as some of the assets may be denominated in currencies other than the reference currency, the sub-fund may be affected by changes in exchange controls or in the exchange rates between the reference currency and these other currencies. For this reason, the sub-fund will systematically hedge against this risk. However, a residual risk remains. These exchange rate fluctuations may cause the net asset value of the sub-fund to fall.

Credit risk: this risk arises from the possibility that an issuer of bonds or debt securities may not be able to honour its payment obligations, i.e. the payment of coupons and/or the repayment of capital at maturity. Such a default may result in a decrease in the net asset value of the sub-fund (including total return swaps or DPSs). This also includes the risk of a downgrade of the issuer's credit rating.

Counterparty risk: A sub-fund that invests in OTC derivatives may be exposed to the risk arising from the creditworthiness of its counterparties and their ability to meet the terms of such contracts. The sub-fund may enter into forward contracts, options and swaps, including CDS, or use derivative techniques, which involves the risk that the counterparty may not meet its obligations under each contract.

Exchange rate: Any investment in equities may involve directly or indirectly an exchange rate risk. While the net asset value of the sub-fund is calculated in its reference currency, the performance of an underlying asset or its components denominated in a currency other than the reference currency will also depend on the exchange rate of that currency. Similarly, the currency other than the reference currency in which an asset of the sub-fund is denominated implies a currency risk for the sub-fund.

Liquidity risk: risk arising from the difficulty or impossibility of selling securities held in the portfolio when necessary and at the price at which the portfolio is valued, due to the limited size of the market or insufficient trading volumes on the market where these securities are usually traded. The realisation of this risk may result in a decrease in the net asset value of the sub-fund.

Use of derivatives: If a sub-fund whose performance is linked to an underlying asset frequently invests in derivatives or securities other than the underlying asset, derivative techniques will be used to link the value of the shares to the performance of the underlying asset. While the prudent use of such derivative techniques may be beneficial, derivatives also involve risks which in some cases may be greater than the risks associated with more traditional instruments. Transaction costs may be associated with the use of such derivatives.

Climate/ESG data risk: The Management Company's ESG integration process relies on third party data from climate/ESG data providers. Data providers may apply different models and use different sources of information, which may contain inaccurate, incomplete or unaudited data. In addition, where data is insufficient, data providers may use internal methods to produce subjective estimates and approximations. Similarly, the Management Company conducts qualitative analysis based on self-reported information, which is generally not audited by a third party. As the portfolio manager bases its investment decisions on this data, this uncertainty in data collection may have a negative impact on the performance of the portfolio.

This document is reserved solely for professional investors within the meaning of the European Directive on markets in financial instruments 2014/65/EU. This promotional document is a simplified presentation tool and does not constitute either a subscription offer or investment advice. This document may not be reproduced, distributed or communicated, in whole or in part, without the prior authorization of the management company. Access to the products and services presented may be subject to restrictions for certain persons or countries. The tax treatment depends on the situation of each individual. The DICI must be transmitted to the subscriber prior to each subscription. For complete information on the strategic orientations, the execution policy and all fees, please read the prospectus, the DICI and other regulatory information available on our website www.axiom-ai.com or free of charge on request from the registered office of the management company. Sub-fund of AXIOM LUX, an open-ended investment company with variable capital governed by the laws of The Duchy of Luxemburg and authorized by the financial regulator (the CSSF) as a UCITS.

Some of the UCIs in the Fund may not be marketable in Belgium. We therefore recommend that Belgian clients check with their investment adviser on how to subscribe to the Fund.

The prospectus for Switzerland, the Key Investor Information Document, the semi-annual and annual reports and other information can be obtained free of charge from the Swiss representative and the payment office of the fund : CACEIS (Switzerland) SA, SA, Route de Signy 35, CH-1260 Nyon. The payment service for Switzerland is CACEIS Bank, Montrouge, branch of Nyon/Suisse, Route de Signy 35, CH-1260 Nyon.